

Breaks & Signs

you can use these breaks and signals in any rhythm

Changing the tune

sign X with the sticks or arms



After this sign, show the sign of the new tune you want to change to.
If you don't use it, only the break following the new tune's sign is played, without changing the tune.

Into the tune

move both hands from the shoulders down in a half circle each, like waves, backs of the hands touching each other at the bottom.

Signal everyone or a group of instruments to go back into the tune.



Continue playing

Turn your hands around each other horizontally

Show together with instrument section sign(s).



Everybody else

Circle with your index finger above your head

After showing something to one section, always signal to the rest of the band what they should do.



Stop

Raise one fist

(look at the inner side of your hand)

In the moment of stopping, move your fist down.
In order to "Stop" the band you have to count in.



Stop immediately

Raise two fists

(look at the inner side of your hand)


In the moment of stopping, move your fists down.
When "Stop immediately" is shown, everybody should stop immediately, even in the middle of the music.



Speeding Up / Down

*signed with circling a watch on the hand clock wise, while pointing upwards with the drumsticks.
Or downwards, to slow down.*


Some breaks can be used for speeding up or slowing down. Others need more practise and some experience.
Speeding up can also be done following one instrument section, either by signing to everyone to listen to and follow while playing, or by stopping all other instruments and then, after speeding up, get all back in with a break or just count them in.
For speeding up you would take the most stable section, but maybe not the surdos.



Volume Up / Down

move flat hands up / tho the bottom

Take care that the band only changes loudness, not speed.



Loop

draw with you second hand a half circle over the sign you want to repeat

For repeating a sign (or a sequence) endlessly, show with your second hand the loop sign.

4 x repeat, from soft to loud

with the left hand, show the sign.
move your right flat hand along the left arm,
from elbow to hand upwards without stopping,
on the side facing your body.

The break you show is repeated four times.
This is played from soft to loud.

eg with Clave Break:



Speaking Break

make blabla with one hand

Speaking Break 2: blabla with two hands and some distance between each other

Speaking Break 3: blabla with two hands, like eating each other.

Shout whatever you agreed on.



Let instruments play another instrument's rhythm

First who, then what

First show the instrument section(s), of **who** you mean.

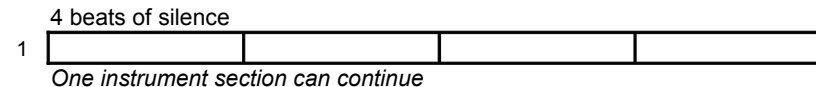
Then show the instrument section, of **what** they should play.

Remember some instruments have two sticks and some have two sounds (agogos). Not everything is possible.



Silence Break

4 fingers up




One instrument section can continue

A Surdo and agogo can pick up on the last beat if it fits to the rhythm.

Double Silence Break


4 fingers from each hand up,
while hooking your thumbs into each other



A Surdo and agogo can pick up ...

Triple Silence Break

4 fingers from one hand up,
4 fingers from one hand down,
while hooking your thumbs into each other



Quad Silence Break

4 fingers from each hand down, while hooking your thumbs into each other



16 beats of silence

1				
2				
3				
4				

Continue One Line

move one index finger horizontally in front of you



1
---	-------	-------	-------	-------

Continue playing what you played for 4 beats

Continue Two Lines

move two index fingers horizontally in front of you



1
2

Continue playing what you played for 8 beats

Break Eight Up

sign eight fingers waving towards the sky



	1		2		3		4					
1	E	E	E	E	E	E	E	E	E	E	E	E
	T+I		T+I		T+I		T+I		T+I		T+I	
2	E	E	E	E	E	E	E	E	E	E	E	E
	T+I		T+I		T+I		T+I		T+I		T+I	

T+I = Tamb + low agogo – or twice as fast!
< from soft to loud!

Democracy Break

hold both your hands open around your mouth, like calling



1	E	E	E	E	E	E	E	E	E	E	E	E
2	E	E	E	E	E	E	E	E	E	E	E	E
3	E	E	E	E	E	E	E	E	E	E	E	E
4	This	is		what	de	mo		cra	cy	looks	like	
5	S	S		S	S	S		S	S	S	S	
6	This	is		what	de	mo		cra	cy	looks	like	
7	E	E		E	E	E		E	E	E	E	
8	This	is		what	de	mo		cra	cy	looks	like	
9	This	is		what	de	mo		cra	cy	looks	like	
10	This	is		what	de	mo		cra	cy	looks	like	
11	E		E		E		E		E		E	

< from soft to loud!

Afoxe

tune sign : 'shaving the armpit'



Groove

Low Surdo
High+Mid Surdo

Repenique

Snare

Tamborim

Agogo

Shaker

	1	2	3	4	5	6	7	8
Low Surdo	sil	sil	sil	sil	sil	sil	x	x
High+Mid Surdo	0	x	0	x	0	x	x	x
Repenique	fl	hd sil rim	fl hd sil rim	fl hd sil rim	fl hd sil rim	sil rim	sil rim	sil rim
Snare	x . . .	x . . .	x . . .	x . . .	x . . .	x . . .	x . . .	x . . .
Tamborim	x x	x x	x x	x x	x x	x x	x x	x x
Agogo	h h	o o	h h	o o	o o	h h	o o	o o
Shaker	x x	x x	x x	x x	x x	x x	x x	x x

sil = silent hit with hand resting on skin

0 = surdo dampened with hand

h = high bell, o= low bell

. = shadow note on snare

fl = flare on repenique or snare

hd = hit hand on repenique rim

rim = hit rim on repenique

Break 1



1	S	A	A	A	A	S	A	A	A	A
2	S	A	A	A	A	E	E	E	E	E

S = Surdos

A = All others

Break 2



1				S					S
2			S		S	S	S	S	S

S = Mid and high surdos

Everybody else continues playing!

Break 3



1		S	S	S	S		S	S	S	S
2		S	S	S	S	S	S	S	S	S

S = Mid and high surdos

Everybody else continues playing!

Bra Break

(call & response break)
signed by stretching
out both arms from
the chest up in the sky
[as if pulling a bra]

1	Ri	Ri	Ri		A	A	A	A	
2	Ri	Ri	Ri		A	A	A	A	
3	Ri	Ri	Ri		A	A	A	A	
4	E	E	E	E	E	E	E	E	E

Ri = call by repenique

A = All others

E = E everyone



This call is often used as a intro, but can also be used to speed up or slow down, or to stop.

"Tamborim Stroke"

sign the 'OK!' sign
(making a ring with the
thumb and pointing finger)

E	E	E	E	E	E	E	E	E
1	2	3	4	what	are	we	here	for



Wolf Break

First visualize long
tooth. Then visualize
wolf ears with your
close flat hands

S	S	A	S	S	S	S	A	S
S	S	A	S	S	S	S	A	S
S	S	A	S	S	S	S	A	S
E	E	E	E	E	a	u	-	-

< a-u = like a howling wolf



Bhangra

this tune is a 6/8

tune sign : folded hands, like praying



Groove

		1	2	3	4	5	6	7	8										
Surdos (all play the same)	1	x			x	x			x				x	x					
	2	x			x	x			x			x		x					
Repenique	1	x	s	x	s	x	s	x	s	x	s	x	s	x	s				
	2	x	s	x	s	x	s	x	s	x	x	x	x		x	x	x	x	
Snare	1	r	.	.	l	.	.	r	.	.	l	.	.	r	.	.	l	.	.
Tamborim		x	x	x	x	x	x	x	x	x	x	x	x	x	x	x	x	x	
Agogo		h	h	h	h			o	o	o	o								
Shaker		x			x			x			x			x			x		

s = soft flare

r = right hand
l = left hand

h = high agogo bell
o = low agogo bell

Break 1



1	S	S	S	S		S	S		S		A		A	S	S		
2	S	S	S	S		S	S		S		A		A	S	S		
3	S	S	S	S		S	S		S		A		A	S	S		
4	S	S	S	S		S	S		S		A		A	S	S		
									sn	sn	sn	sn		sn	sn	sn	sn

S = Surdo
A = All others
E = Everyone
sn = snare

do as I say, you old fool, dam dam, I say
I say

Break 2



1	E	E	E		E	E	E		E					E	E		
2		E		E	E	E	E		E					E	E		
3	E	E	E		E	E	E		E					E	E		
4		E		E	E		E		E					E	E		
									sn	sn	sn	sn		sn	sn	sn	sn

pa - pa- dam, pa - pa- dam
paa- pa- dam right now --- now.
I want

Cochabamba

tune sign : drink from a cup formed with one hand



Groove

	1	2	3	4	5	6	7	8
Snare/Shakers	x	x	x	x . . .
High surdo		0 x x		0 x x		0 x x		0 x x
Low + Mid surdo	x x	0	x x	0	x x	0	x x	0
Agogo	h h . o	o . h h	. o o .	h . h .	o o . h	h . o o	. h h .	o . o .
Tamborim		x x	x	x x	x	x x	x x	x x
Repenique		x x	x	x x	x	x x	x x	x x

. = shadow note on snare

0 = surdo dampened with hand

h = high bell, o = low bell

. = clicking bells together

this is optional; its heavy when you do it for a long time but it sounds very cool.

This rhythm is not pure samba, but more a hiphop beat; make sure the off beat (2 and 4) is always very clear. The snares have to exaggerate this off beat. The surdos are the most important in this tune. Make sure the high and low surdos fit together well; playing the offbeat with the left hand makes this easier.

Break 1 (Iron Lion Zion Break)

x	x	x	x	x	x	x	x	x	x
x	x	x	x	x	x	x	x	x	x
x	x	x	x	x	x	x	x	x	x

Everyone together ... start soft and go louder!



Bra Break (call & response break)

signed by stretching out both arms from the chest up in the sky [as if pulling a bra]

c	c	c	c	c	c	c	c	A	A
c	c	c	c	c	c	c	c	A	A
c	c	c	c	c	c	c	c	A	A

c = call by maestro (on repenique or snare)
A = All others answer



this break is much the same as break 1.
can be used to change the tempo.

Cross Kicks for surdos

sign 'X' with the arms, waving towards the sky

			0					0	x	x
x	x		0					0		



Custard / Welfare State

tune sign : making an offer to the sky,
with the hands up together (like wings)



Groove

	1		2		3		4				
Low Surdo	0		x		0		x	x			
Mid Surdo	x		0		x		0				
High Surdo	x	x	0		x	x	x	0			
Repenique		x	x		x	x		x	x		
Snare	x	.	x	.	x	.	x	.	x	.	.
Tamborim	x	x	x	x	x	x	x	x	x	x	
Agogo	h	h	o	o	h	h	o	o	o		
Shaker	x	x	x	x	x	x	x	x			

0 = surdo dampened with hand
 . = shadow note on snare
 h = high agogo bell
 o = low agogo bell

Break 1



1	S	S	S	S	A	A	A	A	A
2	S	S	S	S	A	A	A	A	A
3	S	S	S	S	A	A	A	A	A
4	E	E	E	E	E	E	E	E	E

S = Surdo
 A = All others
 E = Everyone

Break 2



1	T	T	T	T	A	A	A	A	A
2	T	T	T	T	A	A	A	A	A
3	T	T	T	T	A	A	A	A	A
4	E	E	E	E	E	E	E	E	E

T = Tamborim

Break 3

in combination
with one or more
instrument section signs



	1		2		3		4			
1	A							A		
2	A									
3	A							A		
4	A									
5	A							A		
6	A									
7	A							A		
8	A									
	sn	.	sn	.	sn	.	sn	sn	sn	sn

ONE instrument section continues while the rest of the band plays this break
 ... snare starts on last count of the break

Break 5



1	sn	.	sn	.	sn	.	sn	.	sn	A
2	A	sn	.	sn	.	sn	.	sn	A	
3	A	sn	sn	A	A	sn	sn	A	A	
4	A	sn	A	sn	A	sn	A	sn	sn	

Singing Break

Signed as Break 1,
with a lot of
blabla...



	x	x	x	x	x	x	x	x
1	I've	got	cus	tard	in	my	und	erpants
2	I've	got	cus	tard	in	my	und	erpants
3	I've	got	cus	tard	in	my	und	erpants
4	We've	got	cus	tard	in	our	und	erpants

Perfect for political slogans!! Just change the text ...

DONT PLAY. this is only to show the rhythm

Surdo players sing first half, same beats as they would play.
 All other answer, same beats as they play.
 Last part Everyone sings together.

Funk

tune sign : glasses on your eyes



Groove

	1	2	3	4	5	6	7	8
All Surdos	X	X	X	X	X	X	X	X
Repenique	fl	hd	fl	hd	fl	hd	fl	hd
Snare	.	.	X	.	.	.	X	.
Tamborim		X		X	X	X		X
Agogo	o	h	o	h	h	h	o	h
Shaker	x	x	x	x	x	x	x	x

fl = flare
ri = hit rim on repi
hd = hit hand on repi
· = shadow note on snare
h = high agogo bell
o = low agogo bell

Break 1



1	S	S	A	A	S	S	A	S	S	A	A	S	A		A
2	S	S	A	A	S	S	A	S	S	A	A	S	A	A	A

A = All others

Break 2



1	E	E	E	E	E	E	E	E
---	---	---	---	---	---	---	---	---

E = Everybody


Call Break

1	X	[triple t]	X	shout ...
---	---	------------	---	-----------

... "oi" : two arms crossing, with OK-sign



... "ua" : two fists, knuckles hit each other



Hedgehog

tune sign : spiky fingers on the head



Groove

	1	2	3	4	5	6	7	8
Low Surdo	sil	X			sil	X		
Mid Surdo			X X			X X		X X
High Surdo		X	X	X	X	X	X	X
Repenique	ri	X	X	ri	X	X	ri	X
Snare	X . .	X . .	X . .	X . .	X . .	X . .	X . .	X . .
Tamborim	X	X	X	X	X	X	X	X
Agogo	o	h	h	o	h	h	o	h
Shaker	x	x	x	x	x	x	x	x

sil = silent hit with hand resting on skin
 ri = hit rim on repi
 . = shadow note on snare
 h = high agogo bell
 o = low agogo bell

Break 1



1	count in from here			S	S	S	S	<i>others continue playing</i>
---	--------------------	--	--	---	---	---	---	--------------------------------

Hedgehog Call

Hedgehog Tune sign



1	count in from here			E		<i>call something else here</i>	H e d g e h o g	E = Everybody <i>others continue playing</i>
---	--------------------	--	--	---	--	---------------------------------	-----------------	---

You can also agree on special signs for special things you shout.

Eg "Stop G8": painting an 8 in the air with stick

James Brown

move your hand in circles beside both sides of your head, as if you had a "jackson 5" - haircut



Groove

	1				2				3				4			
Low Surdo	rh		rh		lh		lh		rh	lh	rh		lh			
Mid Surdo	x	x	x	x	x	x	x	x	x							
High Surdo													x	x	x	x
Repenique	fl				fl				fl				x	x	x	
Snare	x	x	.	.	.
Tamborim	x				x				x	x			x			
Agogo			o		h				o	h			h			
Shaker	x		x		x		x		x	x			x		x	

rh = right hand, lh = left hand
 fl = flare on repenique
 . = shadow note
 h = high bell, o = low bell

The Low Surdo swaps its right beater for a plastic stick and plays close to the rim with that hand to get a higher pitched sound.

Break 1



1	E	E	E	E	E	E	E	E	E	E
---	---	---	---	---	---	---	---	---	---	---

<- this last bit is the upbeat
 E = Everyone

Break 2 good intro



1	S	A	A	A	A	A	A	A	A	S
2	S	A	A	A	A	A	A	A	A	S
3	S	A	A	A	A	A	A	A	A	E
4	E	E	E	E	E	E	E	E	E	E

S = Surdos
 A = All others

Break 3



1	E			E	E	E	E			
2	E	E		E	E	E				
3	E			E	E	E	E			
4	E	E		E	E	E	E			E
5	E	E		E	E	E	E	E	E	E

snare continues playing through the break!

repeat until cut

Kalashnikov

tune sign : point with a finger pistol on your head



Groove

		1	2	3	4	
Surdos (<i>all play the same</i>) on every four beat	1-3	x	0	x x	0	0 = surdo dampened with hand
	4	x	0	x x	x x x	
Repenique		x	x x	x	x x	
Snare		.	x	.	x	. = shadow note
Tamborim	1		x		x	
	2		x	x	x x	
Agogo	1	o	o h	o	o h	h = high bell o = low bell
Shaker		x	x	x	x	

Break 1

sign: showing shooting finger pistol



1	E	E	E	E	E	E	E	E	E	E	E	E	E	E	E	E
2	E	E	E	E	E	E	E	E	E	E	E	E	E	E	E	E
3	E	E	E	E	E	E	E	E	E	E	E	E	E	E	E	E
4	E															

E = Everyone
> from soft to loud!

Break 2



1	E	E	E	E	E	E	E	E	E	E	E	E	E	E	E	E
2	E				E				E				E			
3	S	S	A	S	S	A	A	A	A	A	A	A	A	A	A	A
4	S	S	A	S	S	A	A	A	A	A	A	A	A	A	A	A

S = Surdos
A = All others

Break 2 inverted

sign with two fingers pointing down instead of up



1	E	E	E	E	E	E	E	E	E	E	E	E	E	E	E	E
2	E				E				E				E			
3	S	S	A	S	S	A	A	A	A	A	A	A	A	A	A	A
4	S	S	A	S	S	A	A	A	A	A	A	A	A	A	A	A
5	S	S	A	S	S	A	A	A	A	A	A	A	A	A	A	A
6	S	S	A	S	S	A	A	A	A	A	A	A	A	A	A	A
7	E				E				E				E			
8	E	E	E	E	E	E	E	E	E	E	E	E	E	E	E	E

(break 1, 2 + 3, fast beats: agogos + tambos can play half time if tune is played very fast)

Nova Balanca

tune sign: fists before breast, open hands and arms



Groove

Low Surdo
Mid Surdo
High Surdo

Repenique

Snare

Tamborim

Agogo

Shaker

	1				2				3				4			
Low Surdo	x			x		x	x					x				
Mid Surdo																x
High Surdo									x							
Repenique	x	x			x								x			
Snare	x	.	.	.	x	x	.	.	x	.	.	.
Tamborim	x			x	x		x		x			x	x		x	
Agogo	o			o	h		o		o			o	h		o	
Shaker	x		x		x		x		x		x		x		x	

. = shadow note on snare

o = low agogo bell

h = high agogo bell

Bra Break

Intro



sn	sn	sn	sn	E		sn	sn	sn	sn	E					
sn	sn	sn	sn	E		sn	sn	sn	sn	E					

sn = Snare

E = Everybody

Break 1



E		E		E		E		E		E		E		E	
---	--	---	--	---	--	---	--	---	--	---	--	---	--	---	--

> from soft to loud!

Break 2



S		E		S		E		S	E		E	S		E	
---	--	---	--	---	--	---	--	---	---	--	---	---	--	---	--

S = Surdos

Samba Reggae

tune sign: smoking a cigar/joint



Groove

	1				2				3				4				
Low Surdo	0				x				0				x			x	0 = surdo dampened with hand
Mid Surdo	x				0				x				0				
High Surdo	0						x		0				x	x	x	x	
Repenique			x	x			x	x					x	x			
Snare	x	.	.	x	.	.	x	x	.	.	x	.	. = shadow note on snare
Tamborim	x			x			x					x			x		
Agogo	o		h		h		o	o			h		h		h	o	h = high bell, o = low bell
Shaker	x		x		x		x		x		x		x		x		

Bra Break

signed by stretching out both arms from the chest up in the sky (as if pulling a bra)

can be used as an intro, to speed up or slow down or to stop (stop after the third count)



	1				2				3				4				
1	fl		R	R			R	R	R		A		A				R = hit on repenique
2	fl		R	R			R	R	R		A		A				A = All others
3	fl		R	R			R	R	R		A		A				fl = flare on repenique
4	T			T			T				T		T				_____ if stop, stop here
5	T			T			T				T		T				T = Tamborim
6	sn	.	.	sn	.	.	sn	.	.	.	sn	.	sn	.	.	.	sn = snare
7	T			T			T				T		T				here snares play a different rhythm than normally!
8	sn	.	.	sn	.	.	sn	.	.	.	sn	.	sn	.	.	.	ls = low surdo picks up
9	T			T			T				T		T				
10	sn	.	.	sn	.	.	sn	.	.	.	sn	.	sn	.	.	.	
11	T			T			T				T		T				
12	sn	.	.	sn	.	.	sn	.	.	.	sn	.	sn	.	.	ls	

„Clave“

sign a 'measure' open towards the sky with thumb and index

	1				2				3				4				
1	E				E				E				E				E = Everyone



Break 1

can be used as an intro, to speed up or slow down the tune



	1				2				3				4				
1	x	x		x	x	x	x	x	x	x		x	x				CALL by repi
2	A		A		A	A		A	A				A				A = All others
3	x	x		x	x		x	x	x	x		x	x				
4	A			A			A		A				A				
5	sn	.	.	sn	.	.	sn	.	sn	.	.	sn	.	.	sn	.	
6	sn	.	.	sn	.	.	sn	.	sn	.	.	A	A				
7	sn	.	.	sn	.	.	sn	.	sn	.	.	sn	.	.	sn	.	
8	sn	.	.	sn	.	.	sn	.	sn	.	.	A	A				
9	sn	.	.	sn	.	.	sn	.	sn	.	.	sn	.	.	sn	.	
10	sn	.	.	sn	.	.	sn	.	sn	.	.	A	A				
11	sn	.	.	sn	.	.	sn	.	sn	.	.	hs	hs	hs	hs	hs	hs = high surdo picks up

Break 2



	1				2				3				4				
1	x			x			x				x		x+A	A	A	A	CALL by repi
2	x			x			x				x		x+A	A	A	A	A = All others
3	x			x			x				x		x+A	A	A	A	
4	x			x			x				x		x+A	A	A	A	

Break 3

can be remembered by:
„Wir sind keine Dominosteine“



	1	2	3	4
1	sn . . .	sn . . .	sn . . .	sn . . .
2	S	S S	S S	S S
3	A	A	A	A
4	S	S S	S S	S S
5	A	A	A	A
6	S	S S	S fl R	R T+h R T+h
7	S	S S	S fl R	R T+h R T+h
8	S	S	S	hs hs hs hs

sn = snare
> continues playing this through the break

S = Surdos

A = All others

fl = flare on repenique

R = hit on repenique

T+h = Tamborin + high agogo bell

hs = high surdo picks up

SOS Break

signed by waving
the palms diagonal
across one shoulder



1	S	A A	A A	S	A	A		
2	S	A A	A A	S	A	A		
3	S	A A	A A	S	A	A		
4	S	A A	A A	S	A	A	ls	

S = Surdos

A = All others

ls = low surdo picks up

after which the repenique picks up this rhythm and plays in the tune:

		x	x		x	x				
--	--	---	---	--	---	---	--	--	--	--

... until next time the SOS break is played. Then it goes back to:

		x	x		x	x			x	x
--	--	---	---	--	---	---	--	--	---	---

Knock on the door Break

knock with the knuckles of your
right hand on your flat left hand

1	E	sn . . . sn	sn . . . sn	sn . . . sn	[triple t] sn . . . sn
2	E				
3	E	E	E	E	E E
4	E				
	R	R	R R R	R R	R R

sn = snare

> continues playing this through the break
alternatively: play the rhythm of Bra Break

repeat until cut

> at the last run, repi plays once:

R = hit on repenique
(Custard Tamb stroke)

Dancing Break

sign by showing the dance:
arms down to the right, and
to the left – then arms up to
the right, and left .. and go!
(start down right)

1	S	S	S	S	S
2	A	A	A A	A	A
3	S	S	S S	S	S
4	A	A	A A	A	A
5	S	S	S S	S	S
6	A	A	A A	A	A
7	S	S	S S	S	S
8	A	A	A A	A	ls

Surdos play, All others dance -

All others play, Surdodrummers dance..

.. etc



ls = low surdo picks up

Xango

tune sign : rain trickling down, with 10 fingers



Groove

	1	2	3	4
Low Surdo	sil		x	x x
Mid Surdo	x	x		
High Surdo				x x x x
Repenique		x x x	x x x	x x x
Snare	x . .	x . .	x . .	x . .
Tamborim	1 x	x	x	x
	2 x	x		
Agogo	o	h	o	o
				h o
Shaker	x	x	x	x

sil = silent hit with hand resting on skin

if this is too hard, play the tamborim's part

. = shadow note

h = high agogo bell
o = low agogo bell

Intro

building a tower with fists on top of each other, upwards

1	2	3	4
r	r r	r r	r r

Everyone, except surdos, hitting the rims. repeat until cut



Surdo Part of Intro

flat hand on head

1	S							S	S
2	S							S	S
3	S					S	S	S	S
4	S							S	S

repeat until cut



can be remembered by:
start: 1 - 4 - 3 - 5
then: 2 - 4 - 3 - 5 :||

don't play this last beat before Boum Shakala Break

Boum Shakala Break

Crossed fingers



This Break ends the Intro

1	S	E E	E	S	E E E	S	E
2	S	E E E	S	E E E	S	E	
3	S	E E E	S	E E E	S	E	
4	sn . .	sn . .	sn sn	sn	hs hs hs hs		

E = Everyone
S = Surdos

sn = snare
hs = high surdo

Break 2



1	S	S S	S S	S S S	S	S S
2	S	S S	S S	E E E	S	S
3	S	S S	S S	S S S	S S	S S
4	S	S S	S S	E E E	S	S
5	S	S S	S S	S S S	S S	S S
6	S	S S	S S	E E E	hs hs	